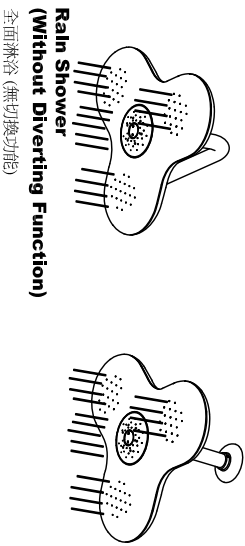


Type-A. 6903-AB-8007 & 6903-AS-8007



INSTALLATION INSTRUCTIONS

RAIN SHOWER 頂噴花灑安裝說明

PATENT NUMBER:
專利號碼:
M360087
D136417
ZL2009 30208217.1

1. There are three types of Rain Shower With different models: 6903-AB-8007, without diverting function, just provide the complete shower (as Type-A); 6903-AB-8107 could control the shower with on and off functions by pulling the chain (as Type-B); 6903-AB-8207 could divert the way of outlet to central spray or rain shower (as Type C). Please follow the instruction to install the product according to the models.

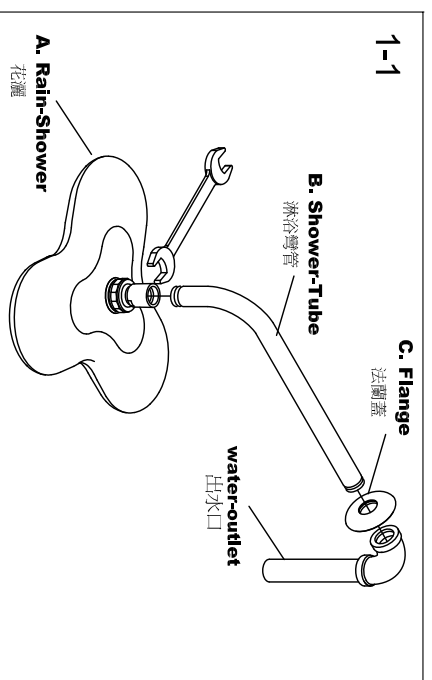
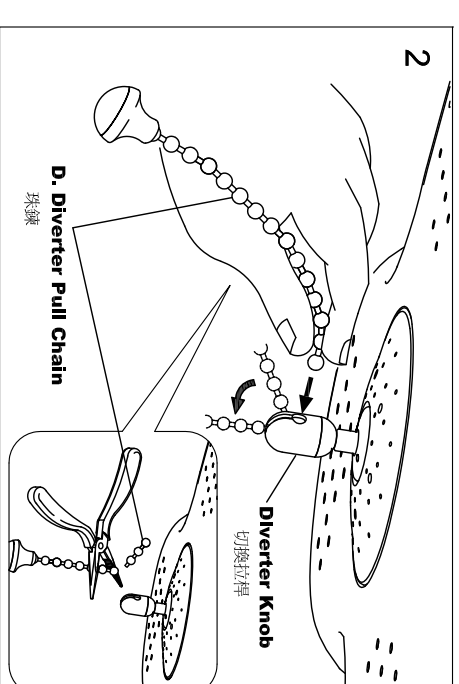
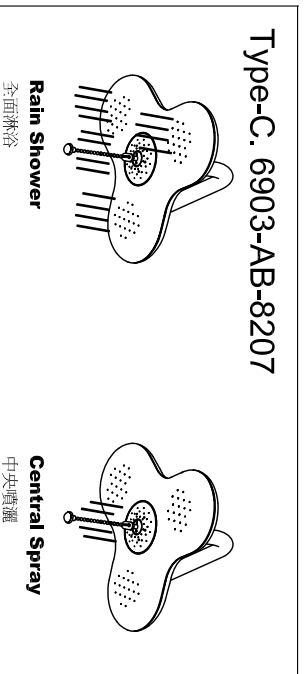
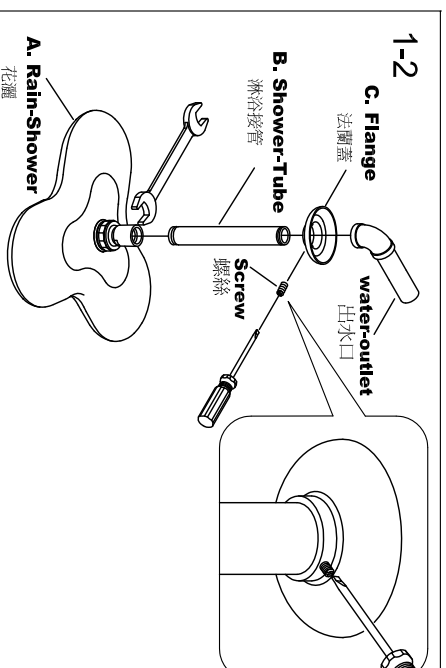
依據買型號可分成三種切換淋浴水花功能：無切換功能的6903-AB-8007提供全面淋浴，如Type-A。6903-AB-8107在使用中可控制花灑開關，如Type-B。而6903-AB-8207可切換水花為中央噴灑或全面淋浴，如Type-C。請按購買型號參照下列指示進行安裝。

2. Pierce the Shower-Tube through Flange and spread the sealant or wind the thread seal tape around the thread of Shower-Tube before tightening into the outlet inside the wall; spread the sealant or wind the thread seal tape around the thread on the other side of Shower-Tube before connecting with Rain Shower tightly. And then, fix the position of Flange to the wall side, as showing in Fig. 1-1. (Model 6903-AS-8007: The screw of flange should be tighten with screw driver, as Fig. 1-2 shown.)

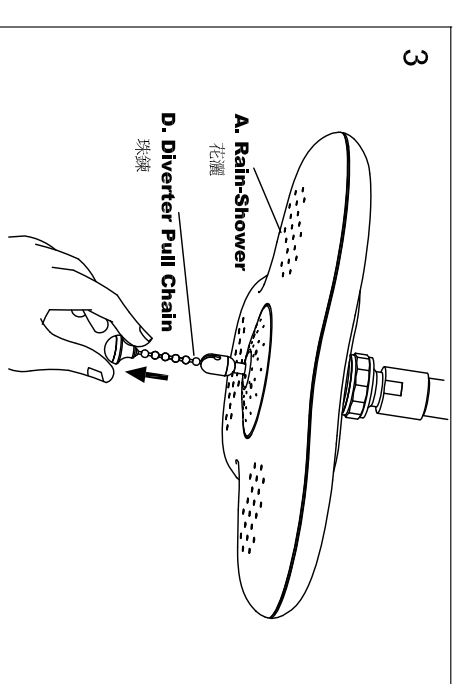
先取出法蘭蓋套入淋浴接管末端後，將淋浴接管末端的牙穿上牙管膠或止洩帶並鎖入牆壁端的出水口鎖緊，再將淋浴接管另一端的牙穿上牙管膠或止洩帶並與花灑鎖緊，最後將法蘭蓋推至牆壁端定位，如Fig.1-1所示(型號為6903-AS-8007則需使用螺絲起子將螺絲鎖緊，固定法蘭蓋，如Fig.1-2所示)，適用於Type-A、B、C。

3. Cut the Diverter Pull Chain to suitable length and set it into the Divert Knob which under the Rain-Shower and fix it along the groove to the right position. (as showing in Fig 2, only use to Type B and C)

4. Divert the way of outlet as using the rain shower by pulling beaded chain (as showing in Fig 3, only use to Type B and C) 花灑使用時下拉珠鍊可進行兩段切換，如Fig.3所示，僅適用於Type-B、C。



CAUTION : Risk Of Product Damage.
注意：為增加產品使用壽命，請詳閱下列注意事項。
a./ Loading protection of Diverter Knob - the maximum loading is 2 kg. In order to protect the Rain-Shower and Shower-Tube, the Diverter Pull Chain will fall off automatically as operating improperly. Repeat the step as showing in figure 2 to reset the beaded chain (use to Type B and C)
本產品切換拉桿設有荷重保護機構，珠鍊可承受2KG荷重，非正常操作時，為保護花灑及淋浴接管，珠鍊將自動脫落，重覆Fig.2步驟可回復原狀，適用於Type-B、C。
b./ The diverter of Type-B (6903-AB-8107) only discontinues the outlet provisionally; water supply should be stopped by shutting off the valve of bath/shower mixer. 6903-AB-8107 should be operated with the bath/shower mixers with check valve.
Type-B 花灑切換開關僅暫時停止出水，不可當作停止供水開關使用，關閉供水請以龍頭開關為主；購買本型號產品需搭配裝有逆止閥之龍頭。



FIXING CONTENTS 組配件內容

